

BRADFIELD CE PRIMARY SAFEGUARDING NEWS

Working together to keep our children safe


Keeping children safe:

UNDERSTANDING CHILD ON CHILD ABUSE

Child-on-child abuse refers to any inappropriate behaviour between children that is abusive in nature. This type of abuse is so named because it typically involves individuals who are similar in age or developmental stages. Child-on-child abuse can occur either in- person or online, and it can happen anywhere – at school, in the park, or even within the confines of a child's own home via internet-connected devices. This type of abuse encompasses physical, sexual, or emotional abuse, harassment, exploitation, bullying, coercive control, and initiation rituals. It is important to keep in mind that child- on-child abuse can cause harm to both the victim and the perpetrator. There is often a complex web of reasons why a child may engage in abusive behaviour towards another.

Spotting the signs that your child may be experiencing abuse:

- Noticeable change in behaviour
- Not wanting to go to school or spend social time with specific friends
- Withdrawn or mood changes
- Changes in the times spent online
- Asking for money or giving belongings away/losing belongings




5 THINGS YOU CAN DO TO HELP YOUR CHILD STAY SAFE FROM ABUSE

HAVE A CONVERSATION WITH YOUR CHILD ABOUT STAYING SAFE IN VARIOUS ENVIRONMENTS

Children who are aware of risks and safety measures are better equipped to recognise potential abuse situations.






MONITOR THEIR DEVICES CLOSELY AND USE PARENTAL CONTROLS ON THEIR DEVICES

Be present when they are using internet connected devices. Research the safety features on their devices and utilise them.

SUPERVISION WHEN AROUND OTHER CHILDREN

If they spend time at another house, away from you, make sure they are suitably supervised by the adult they are with






TEACH THEM ABOUT BODY SAFETY

Support your child in understanding boundaries regarding their body. It is crucial for them to understand the concept of consent.

THINK ABOUT WHO THEY MIGHT TELL IN SITUATIONS OF ABUSE

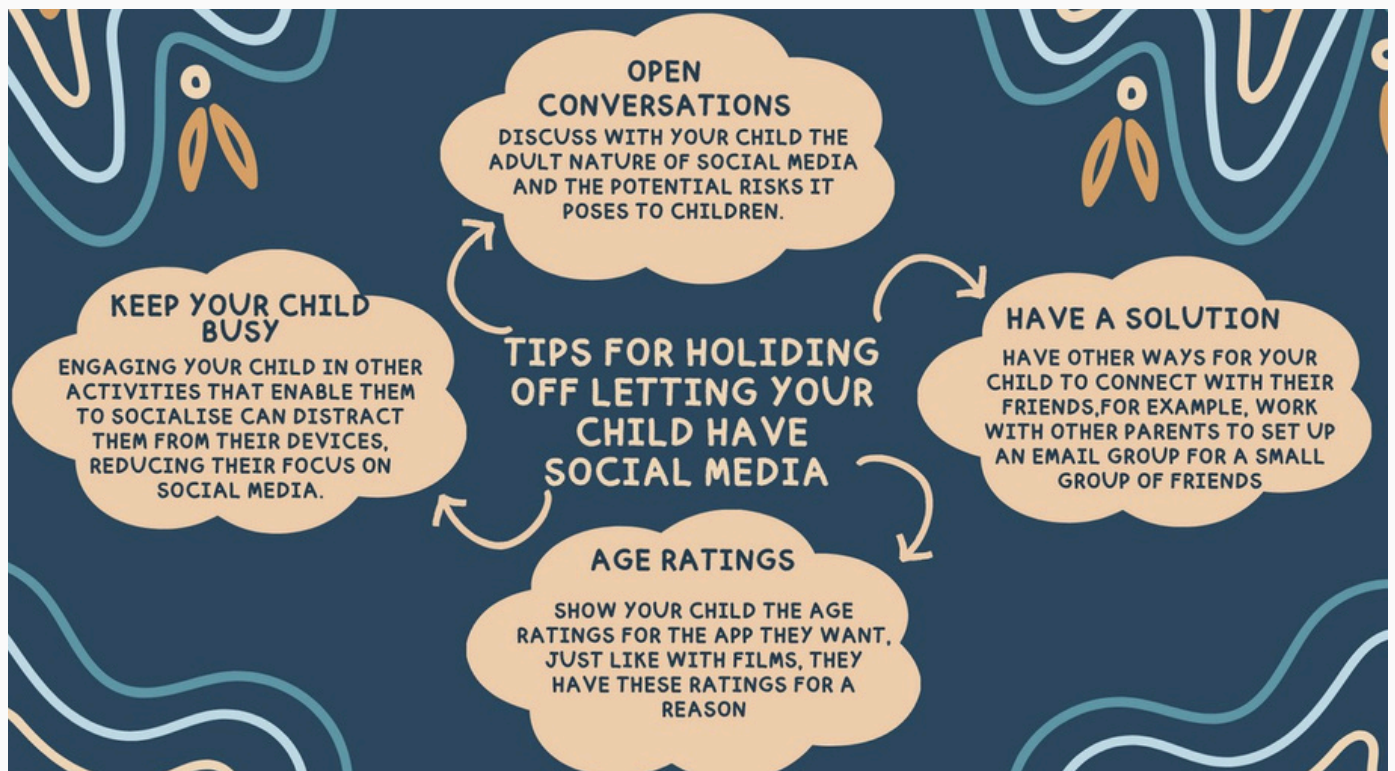
Discuss which adult they feel comfortable confiding in when they are in different environments.



The_Enlightened_Parent

Restricting the Use of Social Media

In light of recent tragic incidents involving children, there is a growing push to restrict social media access until the age of 16. Various reports link social media to these incidents, prompting concerns about its negative effects on children. Despite this, more primary school children are creating their own accounts or using those managed by parents. If you would prefer your child not to engage in social media at a young age, how can you address this with them, especially when their friends are already active on these platforms?



WhatsApp: The Risks and Safety Features



Whilst WhatsApp may market some of its features as protecting the privacy of users, they also put children in a vulnerable position.

- End-to-end encryption means that only people in the chat can read the messages; this also means that chats cannot be monitored for illegal activity.
- Live location sharing can be useful but it also means that children and young people can put themselves in a vulnerable position by sharing their location to people they don't really know.
- View once allows content to be sent and read by users only once before disappearing. This leaves children and young people vulnerable to being sent inappropriate content and not being able to report it as it has disappeared.
- Disappearing messages means that content disappears after either 24 hours, 7 days or 90 days. This may encourage a user to send more risky content as they believe it will disappear. It can be forwarded or a screenshot taken within that time and, therefore, shared with others.

Tips to Keep Your Child Safe on WhatsApp

- Check privacy settings (click the cog) to see what information is currently shared.
- Talk to your child about what to do if someone they don't know contacts them (they should tell you).
- Have open conversations about what is appropriate and inappropriate content to share.